
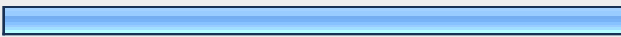







# Medical Clinics Preparedness Survey

1. Have you thought about the short and long term implications of reduced staffing?			
		Response Percent	Response Count
YES		100.0%	46
NO		0.0%	0
		<i>answered question</i>	46
		<i>skipped question</i>	0


2. Does your planning consider cross training to help alleviate the impact of staff shortages?			
		Response Percent	Response Count
YES		95.6%	43
NO		4.4%	2
		<i>answered question</i>	45
		<i>skipped question</i>	1

3. Do you have staff that can remotely access systems for patient information, staff information, etc. while ensuring data security?			
		Response Percent	Response Count
YES		75.0%	33
NO		25.0%	11
		<i>answered question</i>	44
		<i>skipped question</i>	2

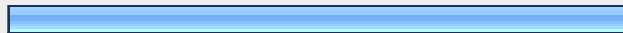

**4. Have you thought about HR policies relating to staff calling in sick, for example, is it considered paid time off (PTO) or sick leave?**



		Response Percent	Response Count
YES		97.8%	44
NO		2.2%	1
<i>answered question</i>			45
<i>skipped question</i>			1



**5. Do you have triage questions management might ask staff who call in ill to determine if they should stay home or report to work?**



		Response Percent	Response Count
YES		86.7%	39
NO		13.3%	6
<i>answered question</i>			45
<i>skipped question</i>			1

**6. Have you provided your front office staff with talking points/instructions if a patient calls in with Influenza Like Illness (ILI) symptoms?**



		Response Percent	Response Count
YES		95.2%	40
NO		4.8%	2
<i>answered question</i>			42
<i>skipped question</i>			4

7. Have you provided your front office staff with talking points/instructions if a person calls in who is asymptomatic, but has household exposure?			
		Response Percent	Response Count
YES		67.4%	31
NO		32.6%	15
<i>answered question</i>			<b>46</b>
<i>skipped question</i>			<b>0</b>



8. Is there a plan for vaccination of staff for Seasonal Influenza?			
		Response Percent	Response Count
YES		91.1%	41
NO		8.9%	4
<i>answered question</i>			<b>45</b>
<i>skipped question</i>			<b>1</b>

9. Is there a plan for vaccination of staff for H1N1?			
		Response Percent	Response Count
YES		91.1%	41
NO		8.9%	4
<i>answered question</i>			<b>45</b>
<i>skipped question</i>			<b>1</b>



**10. Have you thought about how you plan to deliver product, e.g. flu shots? (business as usual, squeeze people in between appointments, flu shot clinic on weekend or after business hours)**



		Response Percent	Response Count
YES		87.0%	40
NO		13.0%	6
		<i>answered question</i>	<b>46</b>
		<i>skipped question</i>	<b>0</b>



**11. Is there a plan to modify intake procedures to limit contact with potential H1N1 patients?**


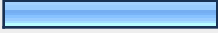
		Response Percent	Response Count
YES		87.0%	40
NO		13.0%	6
		<i>answered question</i>	<b>46</b>
		<i>skipped question</i>	<b>0</b>

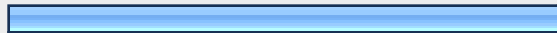

**12. Is there printed information (posters and/or handouts) asking patients who exhibit ILI symptoms to take precautions (masks & hand cleaning)?**

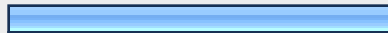

		Response Percent	Response Count
YES		84.8%	39
NO		15.2%	7
		<i>answered question</i>	<b>46</b>
		<i>skipped question</i>	<b>0</b>



13. Do you provide masks, hand sanitizers or gloves to patients?				
			Response Percent	Response Count
YES		93.5%	43	
NO		6.5%	3	
			<i>answered question</i>	46
			<i>skipped question</i>	0



14. Does your clinic have a recall policy for the vulnerable or target groups as vaccine becomes available?				
			Response Percent	Response Count
YES		68.2%	30	
NO		31.8%	14	
			<i>answered question</i>	44
			<i>skipped question</i>	2



15. Have you discussed potential shortage of essential supplies (syringes, PPE, etc.) with your suppliers/vendors and how they will accommodate a surge in demand?				
			Response Percent	Response Count
YES		67.4%	31	
NO		32.6%	15	
			<i>answered question</i>	46
			<i>skipped question</i>	0



16. Do you have an established working relationship with your local health department?			
		Response Percent	Response Count
YES		84.8%	39
NO		15.2%	7
<i>answered question</i>			46
<i>skipped question</i>			0

17. Have you thought about developing an emergency administrative packet for the management team and selected staff that contains: * Phone/contact information for staff * Vendor contact information * Utility contact information * Key systems passwords			
		Response Percent	Response Count
YES		58.7%	27
NO		41.3%	19
<i>answered question</i>			46
<i>skipped question</i>			0



18. Are you aware of changes in visitation policies at the hospitals to which your staff admits patients?			
		Response Percent	Response Count
YES		93.5%	43
NO		6.5%	3
<i>answered question</i>			46
<i>skipped question</i>			0

19. Have you informed patients and their families of these visitation policies?			
		Response Percent	Response Count
YES		63.0%	29
NO		37.0%	17
		<i>answered question</i>	46
		<i>skipped question</i>	0



20. Have you considered initiating routine surface cleaning/wipe down, to include all administrative and treatment areas?			
		Response Percent	Response Count
YES		91.3%	42
NO		8.7%	4
		<i>answered question</i>	46
		<i>skipped question</i>	0

21. Have you considered giving special cleaning attention to areas at which staff who become ill with ILI symptoms worked?			
		Response Percent	Response Count
YES		95.6%	43
NO		4.4%	2
		<i>answered question</i>	45
		<i>skipped question</i>	1



**22. Would there be value in publicizing the state DHS H1N1 hotline (1-800-978-3049), and the state web site (www.flu.oregon.gov) to reduce some of the phone call burden on your staff?**



		Response Percent	Response Count
YES		73.9%	34
NO		26.1%	12
		<i>answered question</i>	<b>46</b>
		<i>skipped question</i>	<b>0</b>

**23. Do clinicians know the priority groups for H1N1 vaccination?**

		Response Percent	Response Count
YES		97.8%	44
NO		2.2%	1
		<i>answered question</i>	<b>45</b>
		<i>skipped question</i>	<b>1</b>

**24. Are clinicians up to date on guidance regarding testing and management of potential H1N1 cases?**

		Response Percent	Response Count
YES		93.3%	42
NO		6.7%	3
		<i>answered question</i>	<b>45</b>
		<i>skipped question</i>	<b>1</b>

25. Are current communication patterns getting clinicians information in a timely manner?				
			Response Percent	Response Count
YES		95.6%	43	
NO		4.4%	2	
			<i>answered question</i>	45
			<i>skipped question</i>	1